

How to earn your free OSC STUFFIE RANGER BADGE

1. Find the stuffies on the snowshoe trails on the map inside your passport.
(Special Guest stuffies are optional!)
2. Colour in all the stuffies you find on your map.
3. Present your passport to our ticket booth staff to get your badge!
4. Optional: share pictures of your stuffie adventures with us on the "Overlander Ski Club" Facebook page.

Only one snowshoe and one ski badge per child per season.

Adults are welcome to earn a Stuffie Ranger Badge too, but the cost is a suggested \$5 per badge.

Have fun out there!



STUFFIE RANGER PASSPORT

Snowshoe Division








Ranger Name: _____

Ranger Age: _____

Date: _____

STUFFIE RANGER MAP

Snowshoe Division



Cabin

Parking

Cabin

Cartwheel

Lake (A)

Stadium (E)

Stake Lake

Giant Fir (B)

Lake (A)

Ponderosa

Little Joe

Marsh (C)

Hoss

Ponderosa

Basalt Bluffs (D)

Ponderosa

Sitting Bull

Heartbreak

Basalt Bluffs (D)

Drifter

Rustler

Rowhide

Outback

Hold Up

Eldorado

Tumbleweed

Bronco

Sidewinder

Marsh (C)

Special Guest!!

Special Guest!!